

Thoughts from Barry...

- Someone recently asked me, “How did you fall in love with Africa?” I responded, “I don’t care about Africa per se, I care about the kids.” Like these twins, Gabriella and Mica. They are beautiful, sweet, charming kids. These kids will have a chance because they found India Howell at Rift Village and I will do things for them. But there are many others that deserve an opportunity, which they will never get.



A picture of Gabriella and Mica taken last year



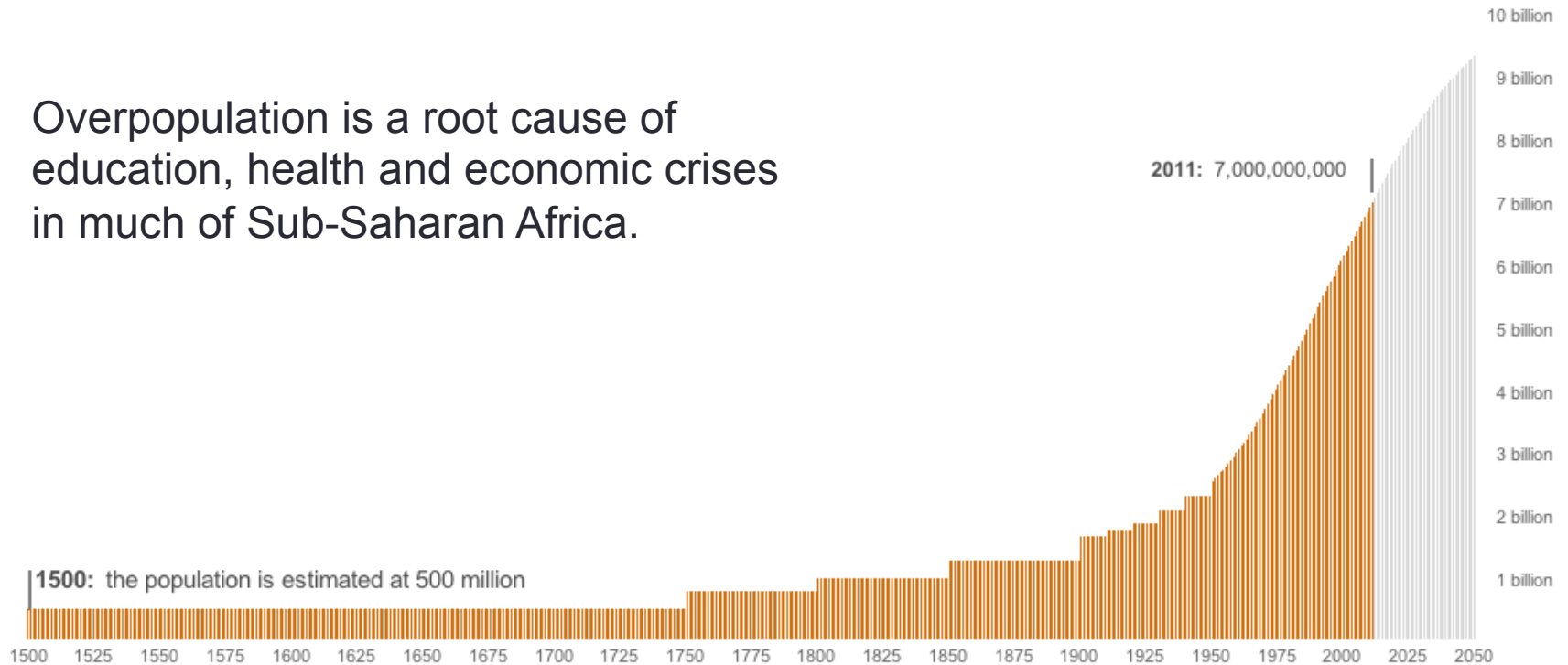
A picture of Dolly and Gabriella taken 2 years ago

- According to the Population Reference Bureau, in ten years Sub-Saharan Africa's population will be up 46%. This will create over 363,000, children with very little opportunity in their future. This has to be slowed down.

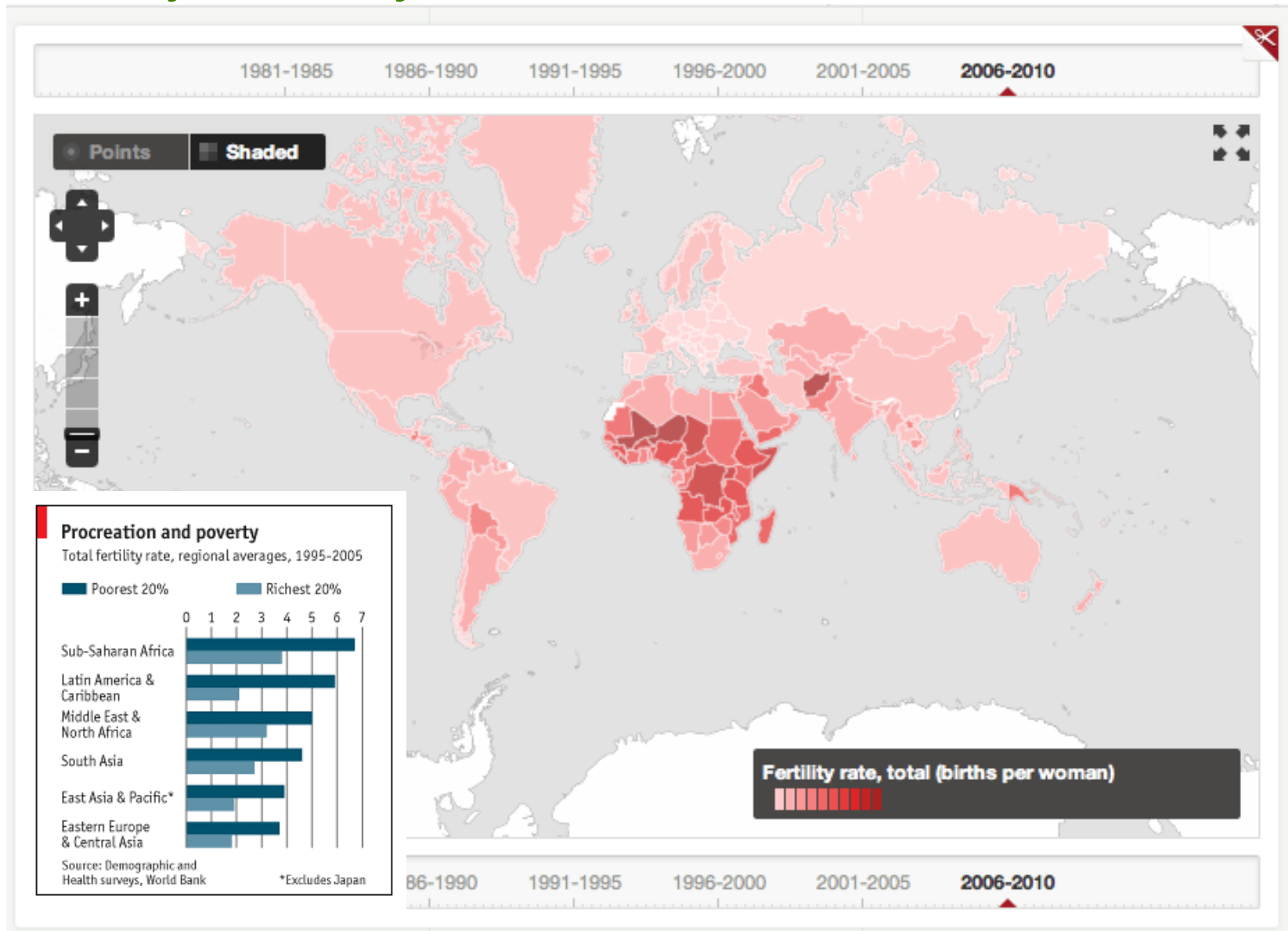
The world at 7 billion

- The world reached a population of 7 billion people in October 2011.

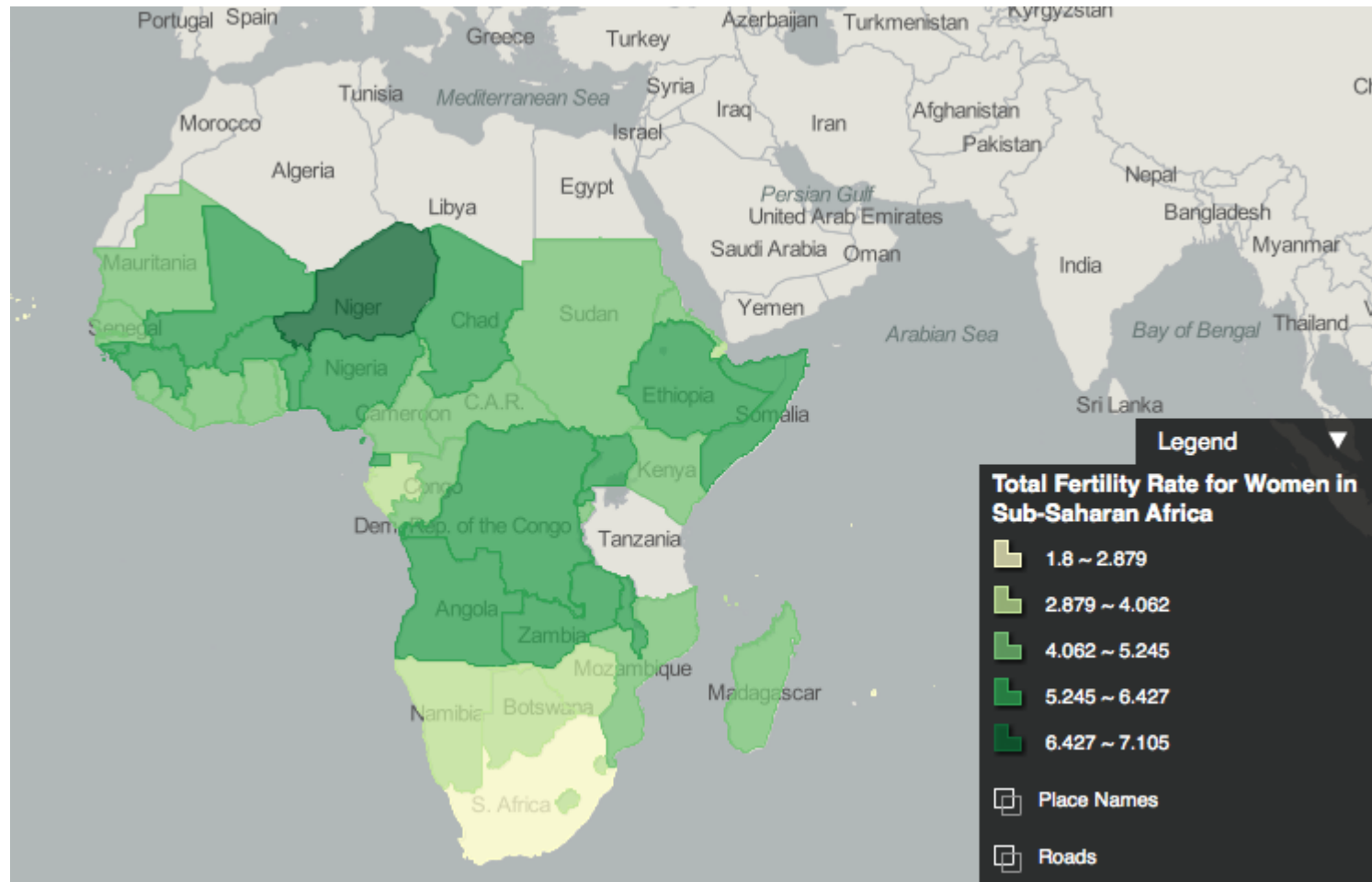
Overpopulation is a root cause of education, health and economic crises in much of Sub-Saharan Africa.



Fertility Rates by Continent



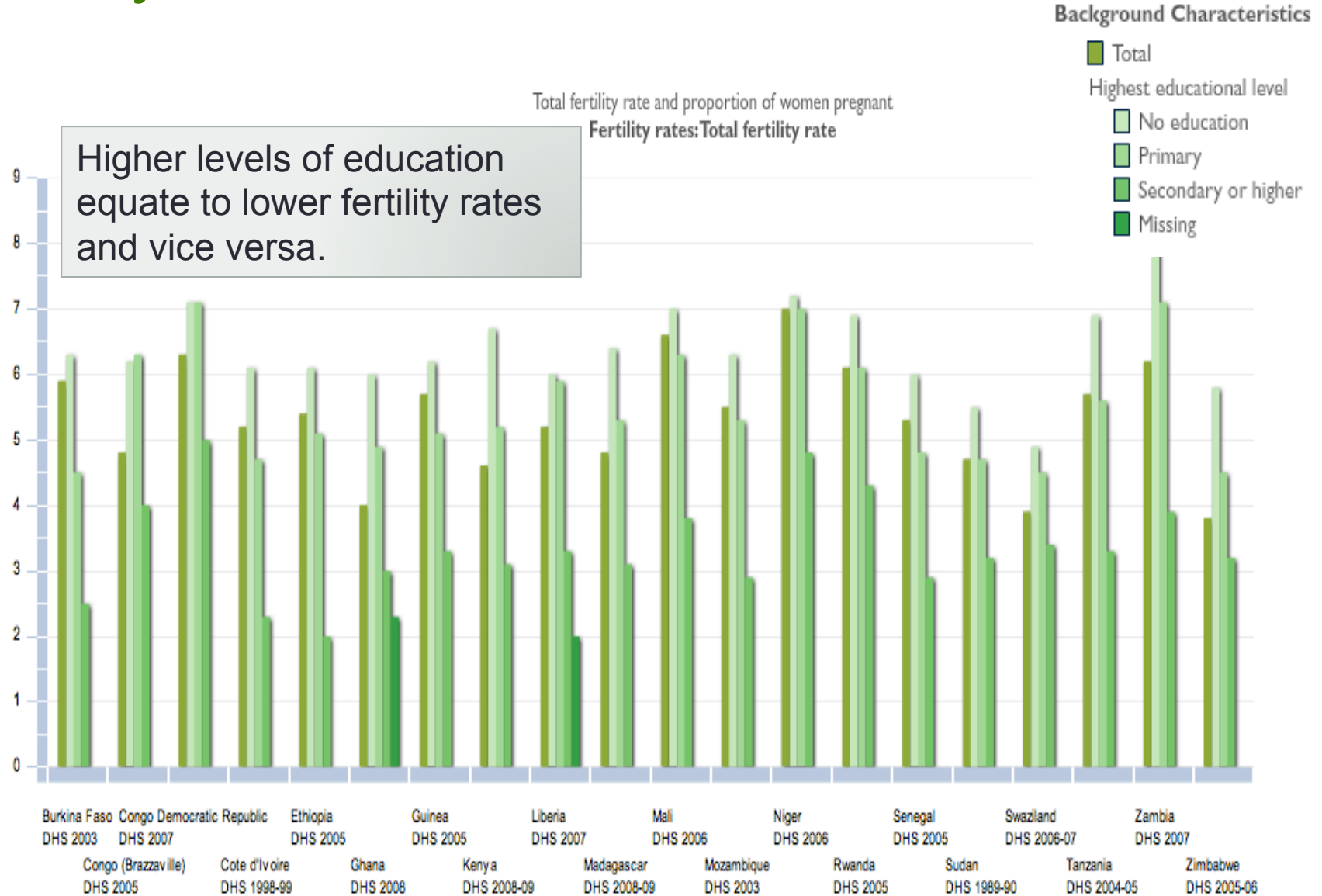
Fertility Rates by Country



What are the reasons behind high fertility rates in Sub-Saharan Africa?

- Limited access to education
- Limited access to contraception
- Early marriage
- Women lack reproductive rights

Fertility and Education

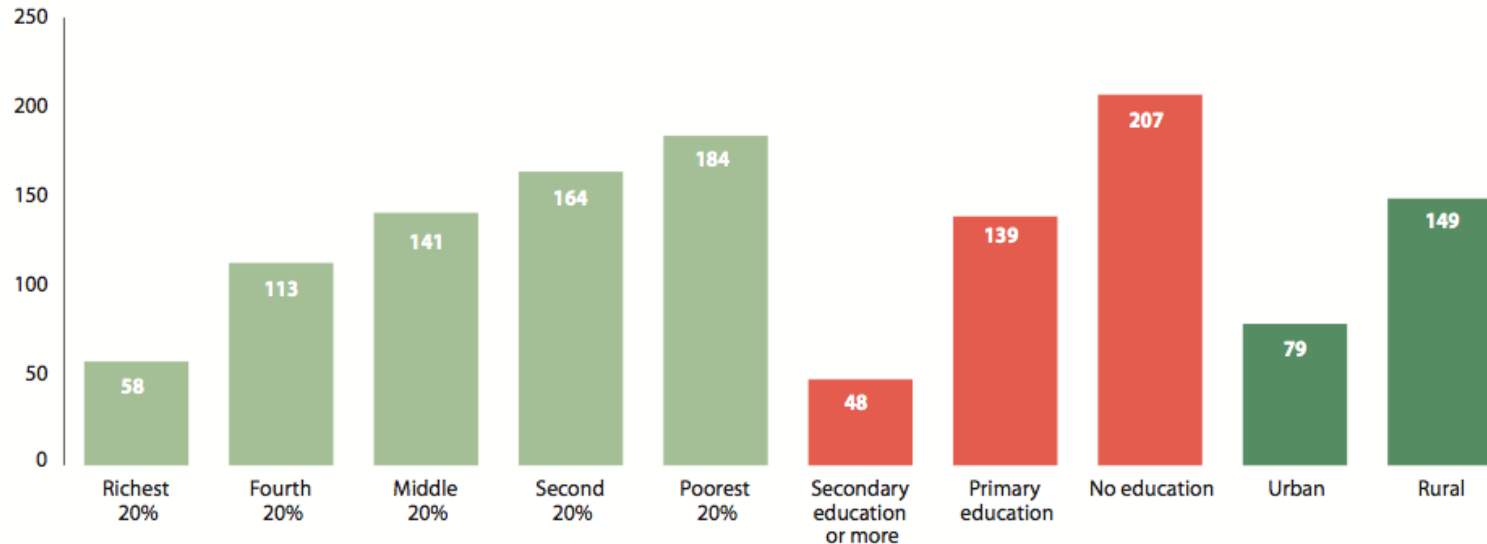


Fertility and Education

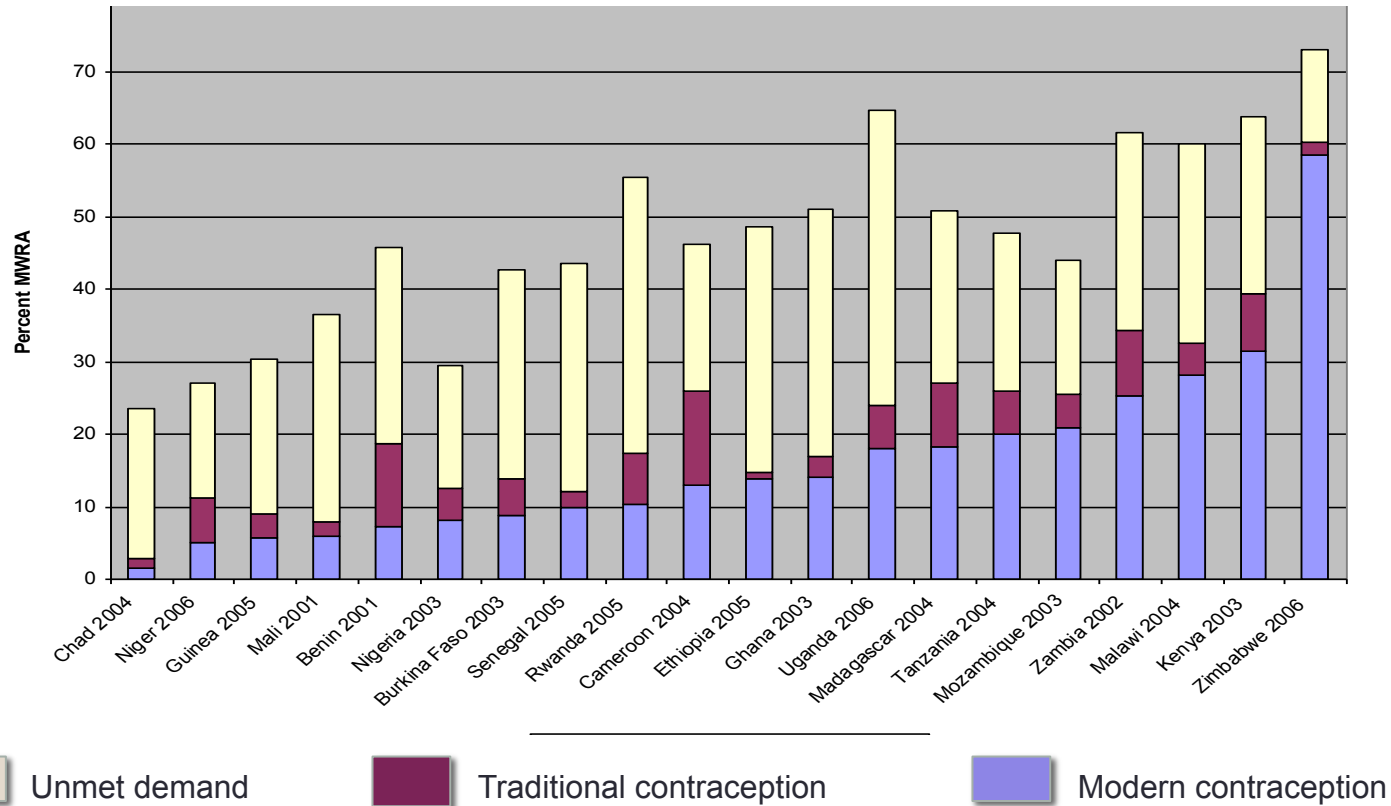
THE MILLENNIUM DEVELOPMENT GOALS REPORT 2010

Poverty and lack of education perpetuate high adolescent birth rates

Adolescent birth rates by background characteristics in 24 sub-Saharan African countries, 1998/2008 (Number of births to women aged 15-19 per 1,000 women)



Fertility and Contraception



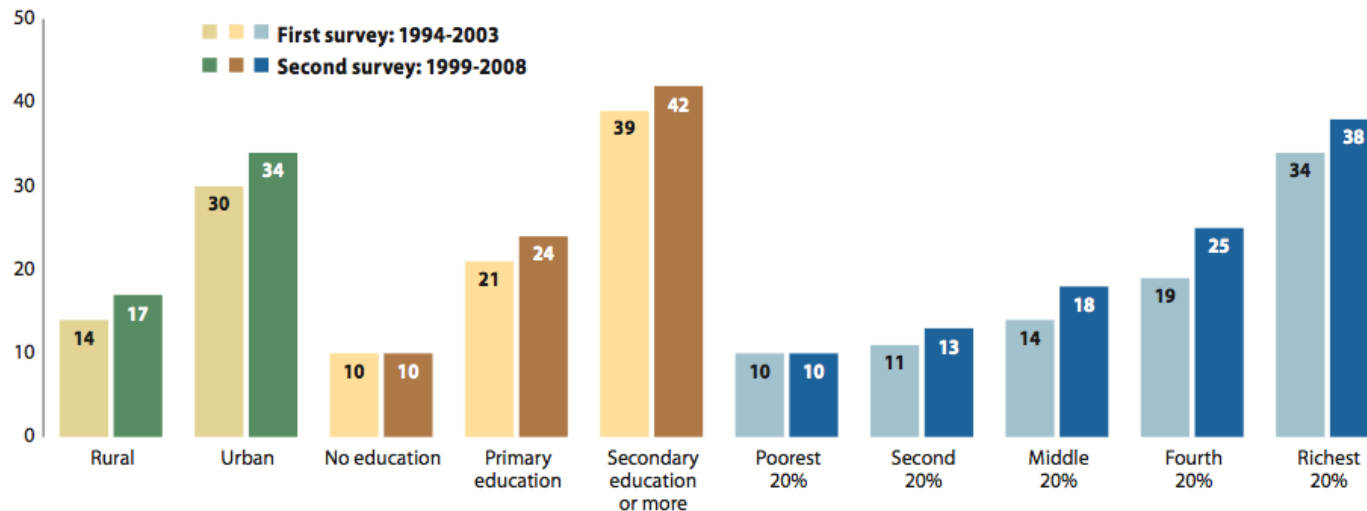
MWRA= Married Women of Reproductive Age
Traditional contraception= abstinence & fertility education
Modern contraception= condoms, IUDs, injections, etc.

Fertility and Contraception

THE MILLENNIUM DEVELOPMENT GOALS REPORT 2010

Use of contraception is lowest among the poorest women and those with no education

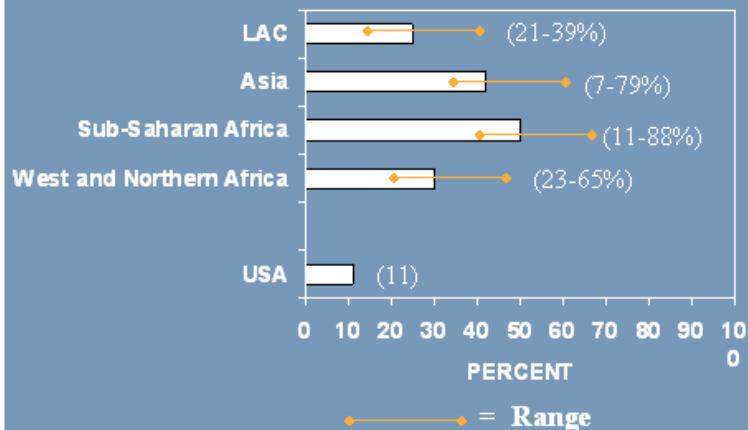
Contraceptive prevalence by background characteristics in 22 sub-Saharan African countries, surveys around 1994-2003 and 1998-2008 (Percentage of women using at least one contraceptive method among women aged 15-49, married or in union)



Fertility and Early Marriage

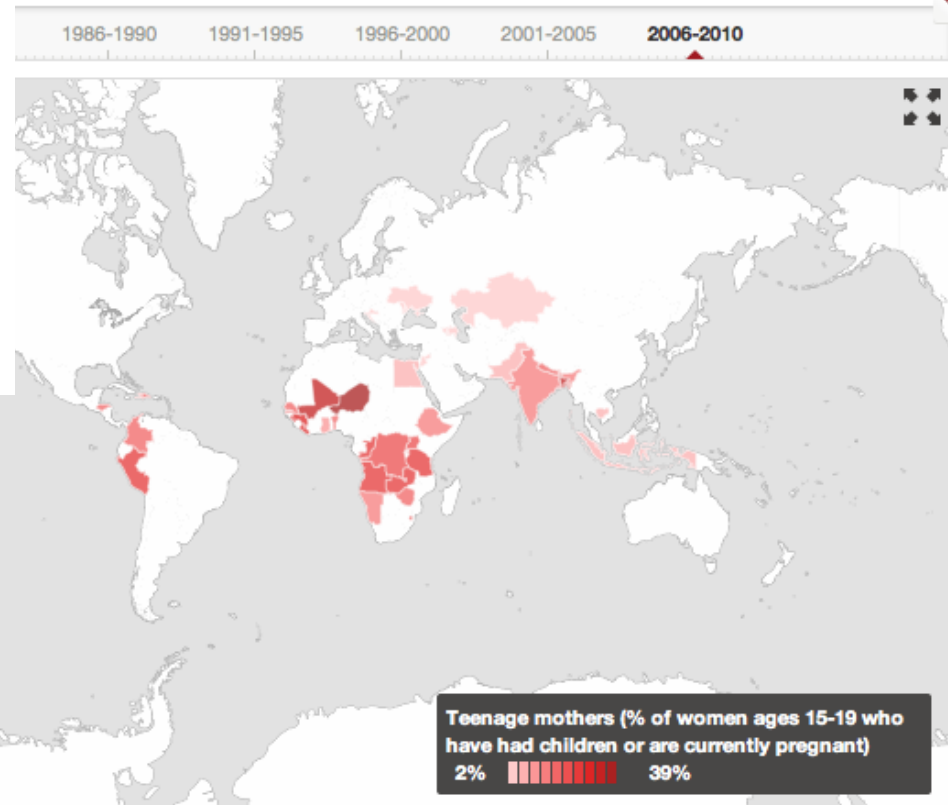
Child Marriage: substantial variation within countries

The proportion of girls married before age 18:



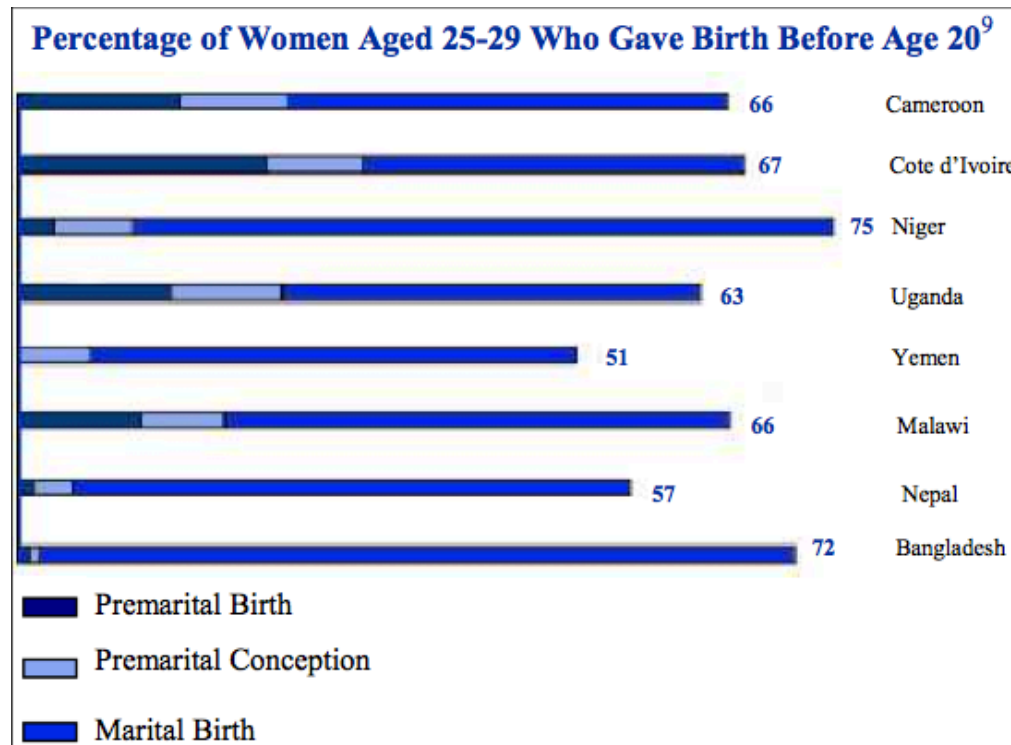
Source: UNFPA. 2004. Child Marriage: Advocacy Package

“Where the tradition of child marriage survives, fertility and adolescent pregnancy remains high. As do maternal and infant mortality rates. Despite the passage of laws banning early marriage, the practice still persists in many parts of Africa and South Asia.”
 -Population Institute, *From 6 Billion to 7 Billion, 2011*



Source: World Bank Data

Fertility and Early Marriage



Fertility and Reproductive Rights

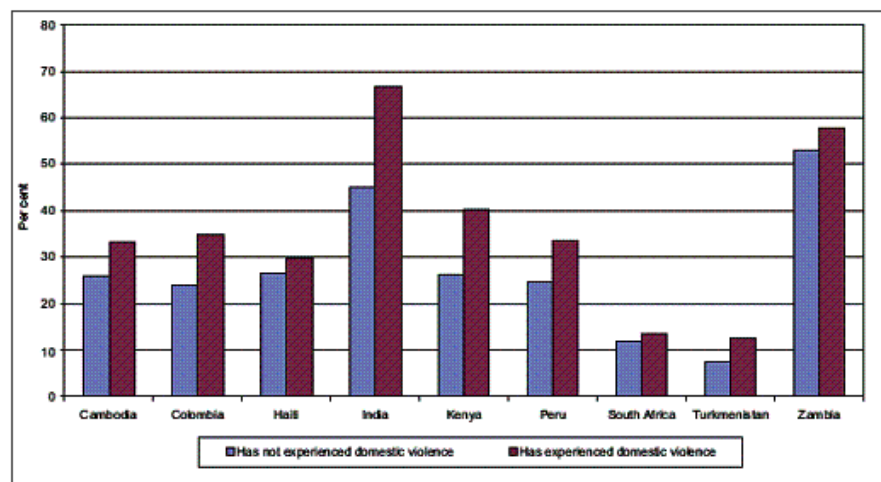
The lack of women's reproductive rights is manifested in many forms.

Marital rape is a form of gender-based violence condemned in the United Nations Declaration on the Elimination of Violence Against Women. **Nonetheless, many countries have until recently recognized a marital exception to the crime of rape: in other words, rape within the marriage was not considered unlawful.** Unfortunately, a number of sub-Saharan African countries are among those that still continue to recognize the defense of marriage in rape cases, including Kenya, Nigeria and the DRC. **In fact, Kenya and the DRC considered and passed new legislation on sexual violence as recently as 2006, yet failed to abolish the marital rape defense....**

Gender-based Violence

Many sub-Saharan African States, like Nigeria and Sierra Leone, fail to provide legal assistance to rape victims, so that the burden of provision for such services falls to civil society.¹

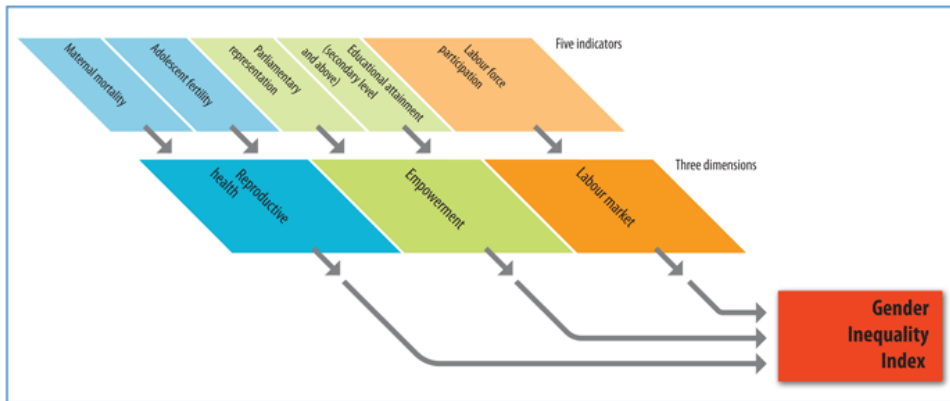
Proportion of women married by the exact age of 18, by experience of violence



Fertility and Reproductive Rights

Components of the Gender Inequality Index

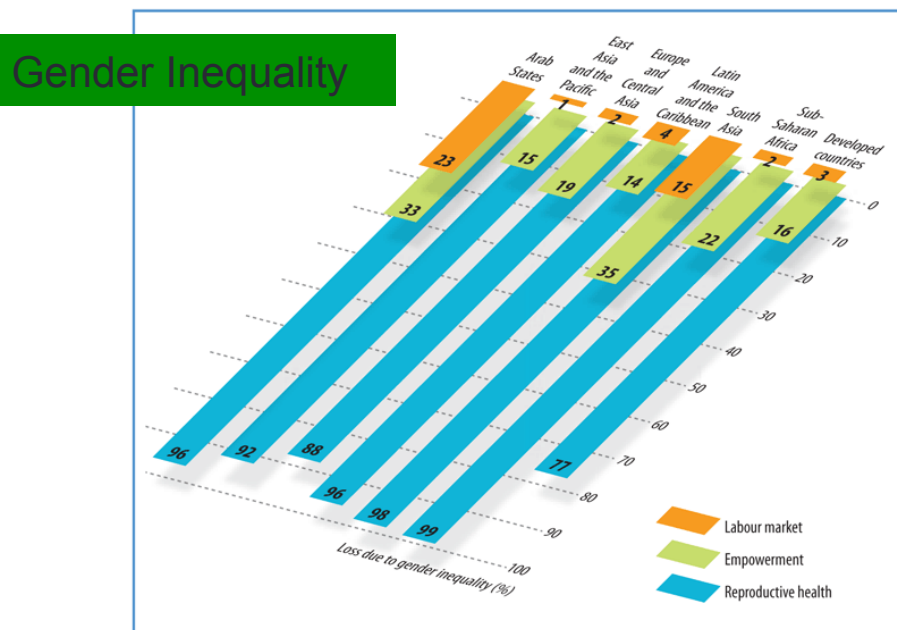
GII—three dimensions and five indicators



Note: The size of the boxes reflects the relative weights of the indicators and dimensions.

Source: HDRO.

Loss due to gender inequality, by region



The Gender Inequality Index is a composite measure reflecting inequality in achievements between women and men in three dimensions: reproductive health, empowerment and the labor market. It varies between zero (when women and men fare equally) and one (when men or women fare poorly compared to the other in all dimensions). The health dimension is measured by two indicators: maternal mortality ratio and the adolescent fertility rate. The empowerment dimension is also measured by two indicators: the share of parliamentary seats held by each sex and by secondary and higher education attainment levels. The labor dimension is measured by women's participation in the work force.

Regional patterns reveal that reproductive health is the largest contributor to gender inequality around the world – women in sub-Saharan Africa, with a massive 99 percent loss, suffer the most in this dimension, followed by South Asia (98 percent) and the Arab States and Latin America and the Caribbean (each with 96 percent loss). The Arab States and South Asia are both also characterized by relatively weak female empowerment.²

Source: ²UN Development Project 2010, Gender Inequality Index

Fertility and Reproductive Rights

Lack of rights is also exemplified by the dangerous practices women must resort to.

Contraception

Africa study suggests hormonal contraceptive tie to HIV infection

October 03, 2011 | By Rosie Mestel, Los Angeles Times / For the Booster Shots blog

Use of hormonal contraceptives may double the risk of catching or transmitting HIV-1 (the most common and dangerous strain of HIV), according to a new study of thousands of heterosexual couples in sub-Saharan Africa.

In each case, just one of the couple -- the woman or the man -- was HIV-positive. Some took hormonal contraceptives and some didn't. The 3,790 couples in seven countries were tracked for about 18 months, and the rates at which the other member of the couple became HIV-positive were carefully noted.

HIV
con

Figure 2

Estimated annual incidence of unsafe abortion in Africa

United Nations Region	Estimated number of unsafe abortions	Incidence ratio (unsafe abortions per 100 live births)	Incidence rate (unsafe abortions per 1000 women aged 15-49)
World	19,000,000	14	12
More developed nations	500,000	4	2
Less developed nations	18,500,000	15	15
Africa	4,200,000	14	22
Eastern Africa	1,700,000	16	29
Middle Africa	400,000	9	20
Northern Africa	700,000	15	15
Southern Africa	200,000	16	16
Western Africa	1,200,000	13	24
Europe	500,000	7	3
Asia*	10,500,000	14	11
Latin America & Caribbean	3,700,000	32	26
North America	negligible	—	—
Oceania*	30,000	12	15

* Japan, Australia and New Zealand have been excluded from the regional estimates, but are included in the total for more-developed nations
Source: Åhman and Shah, 2002.